




AMPLIMITE

TE Internal #: 1-66506-0

D-Sub Connector Contacts, Pin, Size 20, Brass, Gold Flash, Crimp, 24 – 20 AWG Wire Size, .2 – .6 mm² Wire Size, Cable-to-Cable, Wire & Cable, 2 A

[View on TE.com >](#)

Connectors > D-Shaped Connectors > D-Sub Connector Contacts > D-Sub Connector Contacts: Pin, Brass, Signal, Size 20



Contact Type: **Pin**

D-Sub Contact Size: **20**

Contact Base Material: **Brass**

Contact Mating Area Plating Material: **Gold Flash**

Termination Method to Wire & Cable: **Crimp**

[All D-Sub Connector Contacts: Pin, Brass, Signal, Size 20 \(55\)](#)

Features

Product Type Features

Product Type	Contact
Grade	Standard
Connector System	Cable-to-Cable
Connector & Contact Terminates To	Wire & Cable

Contact Features

Pin Diameter	1.02 mm[.04 in]
Contact Underplating Material	Nickel
PCB Contact Termination Area Plating Material	Gold Flash
Contact Type	Pin
D-Sub Contact Size	20
Contact Base Material	Brass
Contact Mating Area Plating Material	Gold Flash
Contact Current Rating (Max)	2 A



Termination Features

Termination Post Length	9.91 mm
Termination Method to Wire & Cable	Crimp

Mechanical Attachment

Contact Retention Type Within Housing	Snap-In
Wire Insulation Support	With

Dimensions

Post Diameter	2.16 mm
Accepts Wire Insulation Diameter Range	1.27 – 1.52 mm [.05 – .06 in]
Wire Size	.2 – .6 mm ²

Usage Conditions

Operating Temperature Range	-55 – 105 °C [-67 – 221 °F]
-----------------------------	-----------------------------

Operation/Application

For Use With	AMPLIMITE HDP-20, CPC Connectors
Circuit Application	Signal

Packaging Features

Packaging Quantity	1000
Packaging Method	Loose Piece

Product Compliance



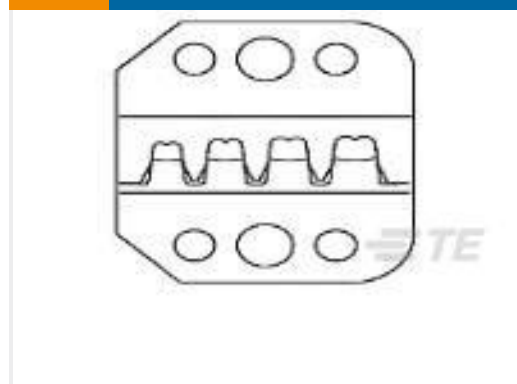








For compliance documentation, visit the product page on [TE.com](https://www.te.com)>

EU RoHS Directive 2011/65/EU	Compliant
EU ELV Directive 2000/53/EC	Compliant
China RoHS 2 Directive MIIT Order No 32, 2016	No Restricted Materials Above Threshold
EU REACH Regulation (EC) No. 1907/2006	Current ECHA Candidate List: JUNE 2022 (224) Candidate List Declared Against: JUNE 2022 (224) Does not contain REACH SVHC
Halogen Content	Low Halogen - Br, Cl, F, I < 900 ppm per homogenous material. Also BFR/CFR/PVC Free
Solder Process Capability	Not applicable for solder process capability

Product Compliance Disclaimer

This information is provided based on reasonable inquiry of our suppliers and represents our current actual knowledge based on the information they provided. This information is subject to change. The part numbers that TE has identified as EU RoHS compliant have a maximum concentration of 0.1% by weight in homogenous materials for lead, hexavalent chromium, mercury, PBB, PBDE, DBP, BBP, DEHP, DIBP, and 0.01% for cadmium, or qualify for an exemption to these limits as defined in the Annexes of Directive 2011/65/EU (RoHS2). Finished electrical and electronic equipment products will be CE marked as required by Directive 2011/65/EU. Components may not be CE marked. Additionally, the part numbers that TE has identified as EU ELV compliant have a maximum concentration of 0.1% by weight in homogenous materials for lead, hexavalent chromium, and mercury, and 0.01% for cadmium, or qualify for an exemption to these limits as defined in the Annexes of Directive 2000/53/EC (ELV). Regarding the REACH Regulation, the information TE provides on SVHC in articles for this part number is based on the latest European Chemicals Agency (ECHA) 'Guidance on requirements for substances in articles' posted at this URL: <https://echa.europa.eu/guidance-documents/guidance-on-reach>

Compatible Parts

 <p>TE Part # CAT-AM71-C83998M CPC Connectors, Series 2</p>	 <p>TE Part # CAT-AM71-C83998BB CPC SERIES 3</p>	 <p>TE Part # 58448-3 PRO-CRIMPER DIE</p>	 <p>TE Part # 91503-1 CCII AMPLIMITE 20 DF PIN SKT 28-20 ASSY</p>
 <p>TE Part # 1579007-9 EXTRACTION TOOL</p>	 <p>TE Part # 58448-2 PRO CR. ASSY AMPLIMITE IS 9357</p>	 <p>TE Part # 91285-1 INSERT/EXTRACT TOOL ASSEMBLY</p>	 <p>TE Part # 2382051-1 SDE F HD-20 20-28 AWG ASSY</p>
 <p>TE Part # 2382051-2 SDE F HD-20 20-28 AWG DIE SET</p>	 <p>TE Part # 7-1893835-1 KIT FOR APPLICATOR</p>	 <p>TE Part # 3-1893835-1 MINI APPLICATOR SIDE FEED</p>	

Documents

Product Drawings
PIN CONTACT, 20 DF

English

CAD Files
3D PDF



3D

Customer View Model

[ENG_CVM_CVM_1-66506-0_CE_c-1-66506-0-ce.2d_dxf.zip](#)

English

Customer View Model

[ENG_CVM_CVM_1-66506-0_CE_c-1-66506-0-ce.3d_igs.zip](#)

English

Customer View Model

[ENG_CVM_CVM_1-66506-0_CE_c-1-66506-0-ce.3d_stp.zip](#)

English

By downloading the CAD file I accept and agree to the [Terms and Conditions](#) of use.

Datasheets & Catalog Pages

[AMP Circular Connectors for Commercial Signal & Power Applications](#)

English

Signal Contacts

English

[AMPLIMITE Subminiature D Connectors - Cable Connectors](#)

English

[AMPLIMITE Cable Connectors and Shielding Hardware Kits QRG](#)

English

Product Specifications

[Application Specification](#)

English

[Application Specification](#)

English

Product Environmental Compliance

[MD_1-66506-0_04022018158_dmtec](#)

English

[MD_1-66506-0_04022018158_dmtec](#)

English

Instruction Sheets

[Instruction Sheet \(U.S.\)](#)

English